



Western Australian Certificate of Education Examination, 2010

Question/Answer Booklet

MATHEMATICS: SPECIALIST 3C/3D

Section One: Calculator-free

Please place your student identification label in this box

Student Number: In figures

--	--	--	--	--	--	--	--

In words

Time allowed for this section

Reading time before commencing work: five minutes

Working time for this section: fifty minutes

Materials required/recommended for this section

To be provided by the supervisor

This Question/Answer Booklet

Formula Sheet

To be provided by the candidate

Standard items: pens, pencils, pencil sharpener, eraser, correction fluid/tape, ruler, highlighters

Special items: nil

Important note to candidates

No other items may be used in this section of the examination. It is **your** responsibility to ensure that you do not have any unauthorised notes or other items of a non-personal nature in the examination room. If you have any unauthorised material with you, hand it to the supervisor **before** reading any further.

Structure of this paper

Section	Number of questions available	Number of questions to be answered	Working time (minutes)	Marks available	Percentage of exam
Section One: Calculator-free	7	7	50	40	
Section Two: Calculator-assumed	11	11	100	80	
Total				120	100

Instructions to candidates

1. The rules for the conduct of Western Australian external examinations are detailed in the *Year 12 Information Handbook 2010*. Sitting this examination implies that you agree to abide by these rules.
2. Answer the questions in the spaces provided.

Section One: Write answers in this Question/Answer Booklet. Answer **all** questions.

Show all your working clearly. Your working should be in sufficient detail to allow your answers to be checked readily and for marks to be awarded for reasoning. Incorrect answers given without supporting reasoning cannot be allocated any marks. For any question or part question worth more than two marks, valid working or justification is required to receive full marks. If you repeat an answer to any question, ensure that you cancel the answer you do not wish to have marked.

It is recommended that you **do not use pencil**, except in diagrams.

3. You must be careful to confine your responses to the specific questions asked and to follow any instructions that are specific to a particular question.
4. Spare pages are included at the end of this booklet. They can be used for planning your responses and/or as additional space if required to continue an answer.
 - Planning: If you use the spare pages for planning, indicate this clearly at the top of the page.
 - Continuing an answer: If you need to use the space to continue an answer, indicate in the original answer space where the answer is continued, i.e. give the page number. Fill in the number of the question(s) that you are continuing to answer at the top of the page.

Section One: Calculator-free

(40 Marks)

This section has **seven (7)** questions. Answer **all** questions. Write your answers in the spaces provided.

Spare pages are included at the end of this booklet. They can be used for planning your responses and/or as additional space if required to continue an answer.

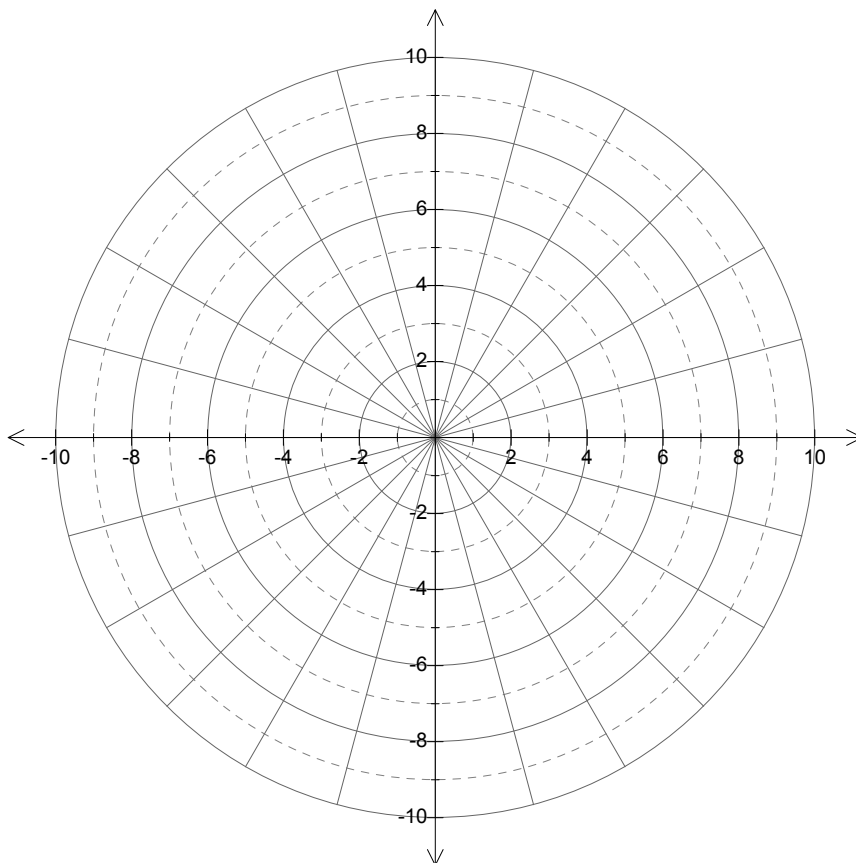
- Planning: If you use the spare pages for planning, indicate this clearly at the top of the page.
- Continuing an answer: If you need to use the space to continue an answer, indicate in the original answer space where the answer is continued, i.e. give the page number. Fill in the number of the question(s) that you are continuing to answer at the top of the page.

Working time: 50 minutes.

Question 1

(4 marks)

- (a) On the axes below, draw the graphs of $r = 4$ and $r = \frac{3\theta}{\pi} + 2$, for $0 \leq \theta \leq 2\pi$. (3 marks)



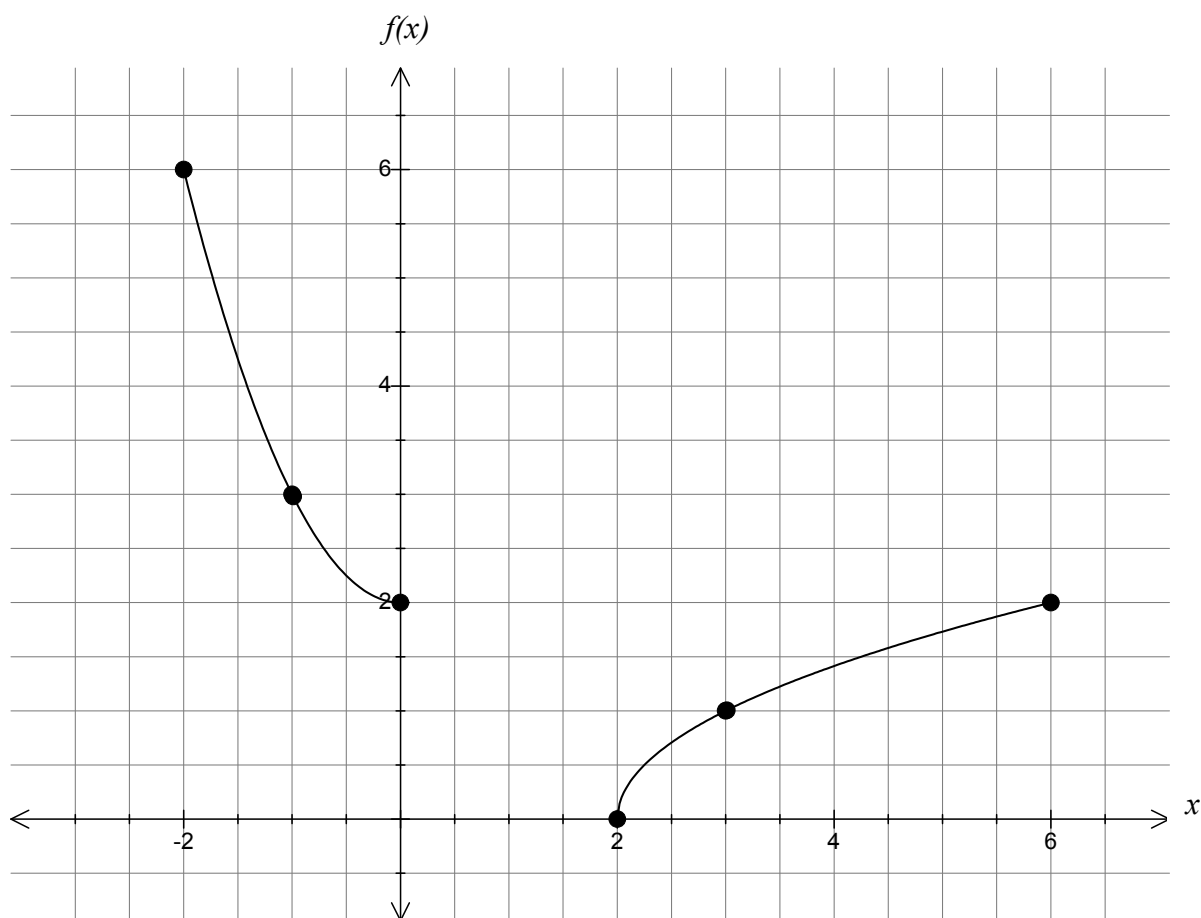
- (b) Write down the polar coordinates of the point where these graphs intersect. (1 mark)

DO NOT WRITE IN THIS AREA

Question 2

(7 marks)

The points $(-2, 6)$, $(-1, 3)$ and $(0, 2)$ on the graph of the function $f(x) = x^2 + 2$ are moved by a linear transformation as shown in the diagram below.



(a) State the appropriate transformation matrix.

(1 mark)

- (b) Under a second transformation, $(2, 0)$ and $(3, 1)$ become $(2, 0)$ and $(5, 1)$ respectively.
- (i) Determine the matrix that will achieve this. (2 marks)
- (ii) State the new coordinates of $(6, 2)$. (1 mark)
- (c) Find the transformation matrix which will transform the points from their final positions in part (b) back to their original positions. (3 marks)

Question 3

(7 marks)

Find the following indefinite integrals:

(a)
$$\int \frac{e^{2x}}{3+e^{2x}} dx$$

(2 marks)

(b)
$$\int \left(x^e - \frac{1}{\cos^2 3x} \right) dx$$

(2 marks)

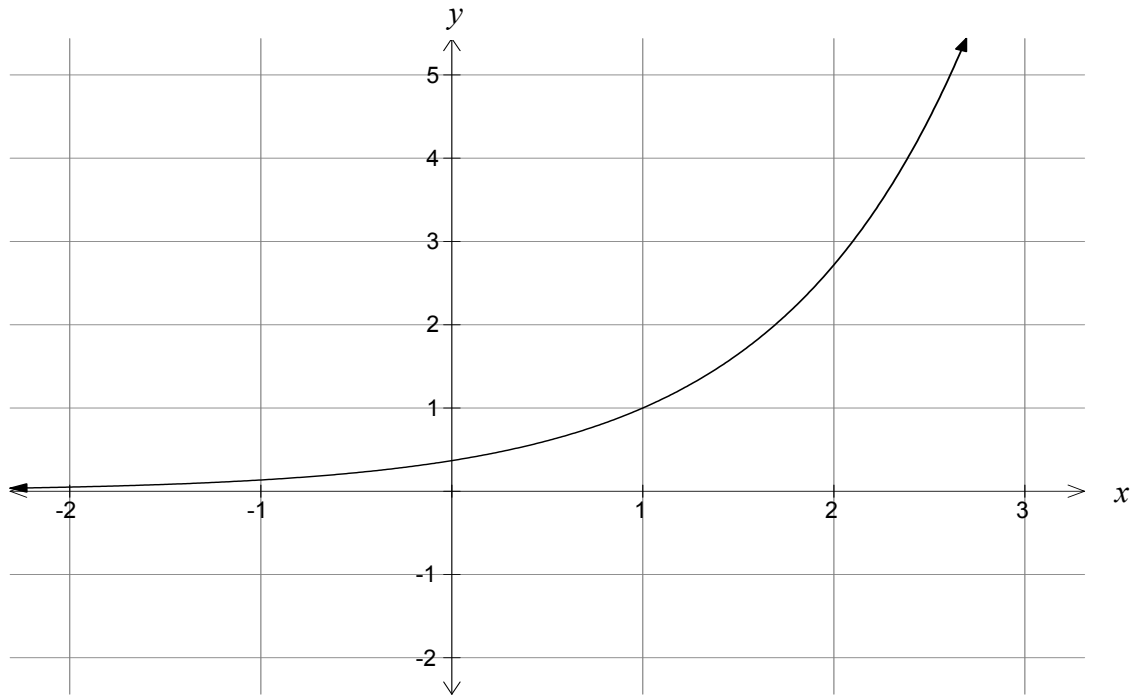
(c)
$$\int \cos x (1 - \cos x) dx$$

(3 marks)

Question 4

(4 marks)

The graph of $y = e^{(x-1)}$ is shown below.



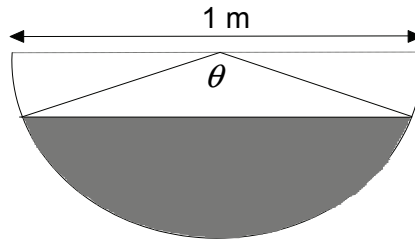
Calculate the exact area between the graphs of $y = e^{(x-1)}$, $y = 2 - x$ and the two axes.

DO NOT WRITE IN THIS AREA

Question 5

(9 marks)

A farmer has a water trough of length 8 metres with a semi-circular cross-section of diameter 1 m, as shown below.



- (a) Show that the volume ($V \text{ m}^3$) of water in the trough is given by $V = \theta - \sin \theta$, where θ is measured in radians.

(1 mark)

Water is pumped into the trough at a constant rate of 0.1 m^3 per minute.

- (b) Use the above to determine an expression for $\frac{d\theta}{dt}$.

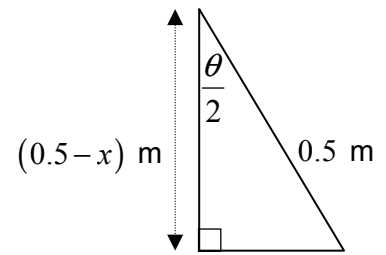
(2 marks)

DO NOT WRITE IN THIS AREA

Let x m be the depth of the water in the trough.

- (c) Use the triangle pictured here to express x in terms of θ .

(2 marks)



- (d) Show that $\frac{dx}{dt} = \frac{1}{4} \sin\left(\frac{\theta}{2}\right) \frac{d\theta}{dt}$.

(1 mark)

- (e) Determine, exactly, the rate at which the water level is rising at the instant when the water is 25 cm deep.

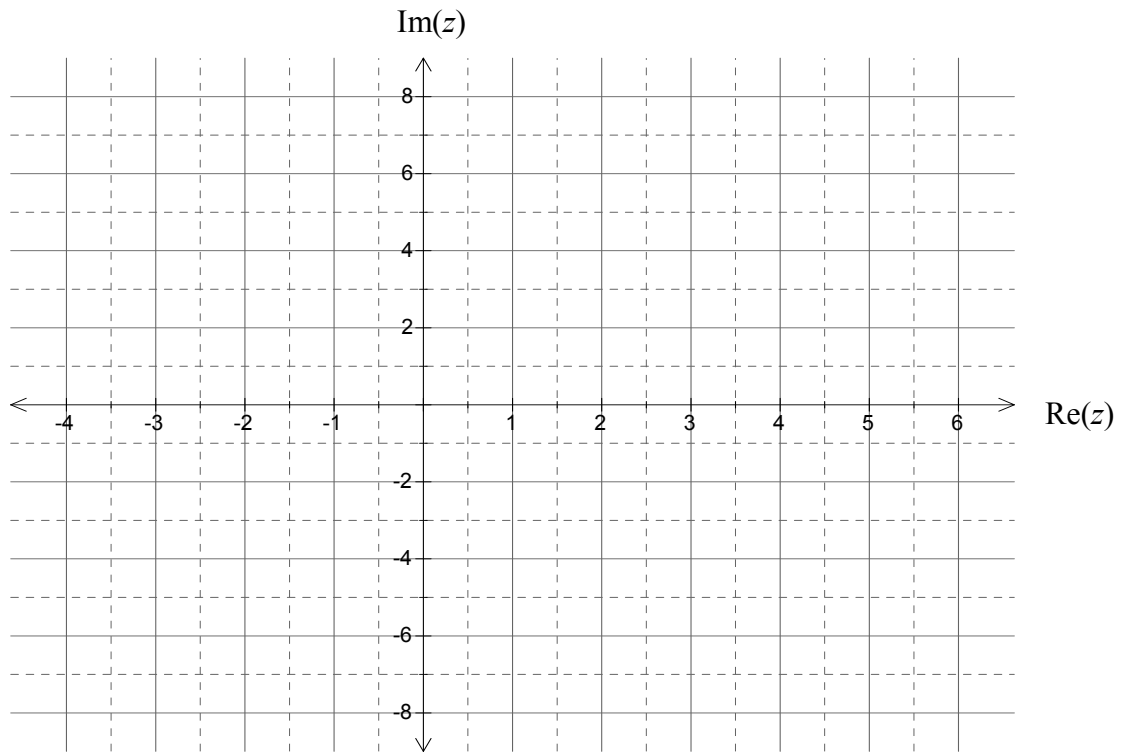
(3 marks)

Question 6

(5 marks)

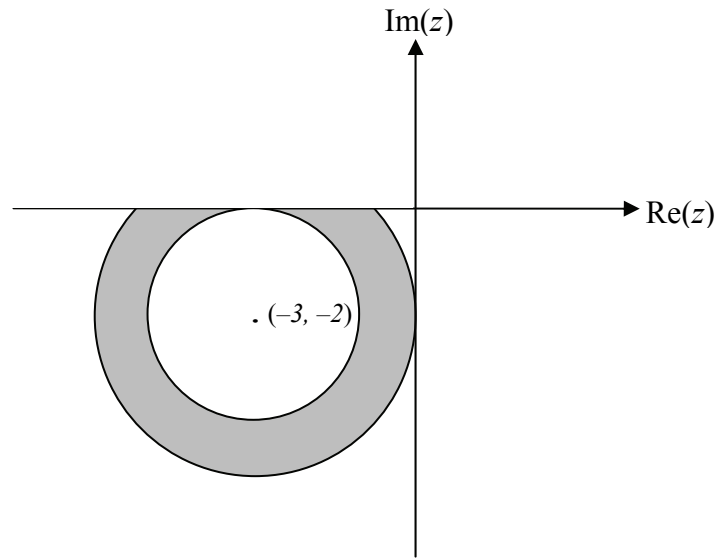
- (a) Sketch, on the complex plane below, the region defined by $0 \leq 2 \operatorname{Re}(z) + \operatorname{Im}(z) \leq 3$.

(2 marks)



DO NOT WRITE IN THIS AREA

- (b) State the inequalities that together describe the set of points illustrated by the shading below. (3 marks)



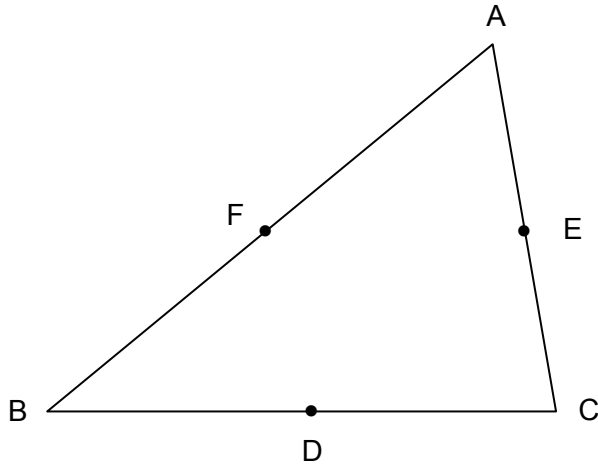
DO NOT WRITE IN THIS AREA

Question 7

(4 marks)

In the diagram below, D, E and F are midpoints of the sides of the triangle ABC. Prove that

$$\vec{AD} + \vec{BE} + \vec{CF} = \mathbf{0}.$$



End of questions

Additional working space

Question number: _____

DO NOT WRITE IN THIS AREA

Additional working space

Question number: _____

DO NOT WRITE IN THIS AREA

Additional working space

Question number: _____

DO NOT WRITE IN THIS AREA

This examination paper – apart from any third party copyright material contained in it – may be freely copied, or communicated on an intranet, for non-commercial purposes in educational institutions, provided that it is not changed and that the Curriculum Council is acknowledged as the copyright owner. Teachers in schools offering the Western Australian Certificate of Education (WACE) may change the examination paper, provided that the Curriculum Council’s moral rights are not infringed.

Copying or communication for any other purpose can be done only within the terms of the Copyright Act or with prior written permission of the Curriculum Council. Copying or communication of any third party copyright material can be done only within the terms of the Copyright Act or with permission of the copyright owners.

*Published by the Curriculum Council of Western Australia
27 Walters Drive
OSBORNE PARK WA 6017*

DO NOT WRITE IN THIS AREA